

HIDE SIZES:

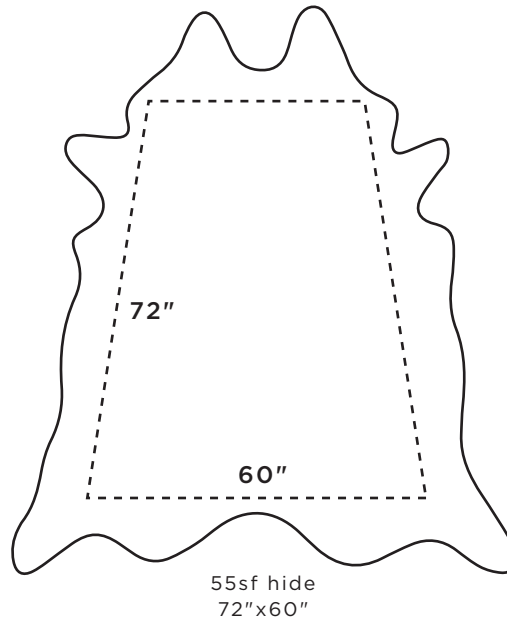
Hides are a natural byproduct of the meat and dairy industries. Due to the nature of this organic raw material, hides will vary in shape and size. *Please use the following diagrams as a reference for approximate hide sizes.*

The industry-wide formula for converting fabric yardage to leather square footage is $54"ly = 18sf$. Due to the irregular shape of hides, there will always be a certain amount of waste; this formula takes waste into account. When using hides smaller than 50 square feet, the manufacturer or upholsterer should be consulted to determine if more leather is required.

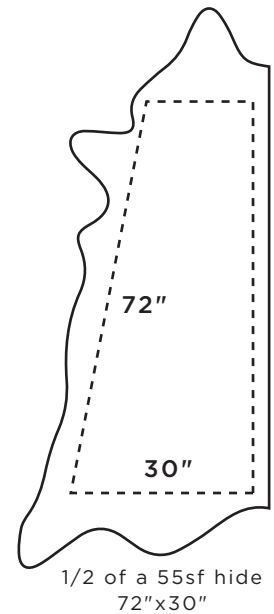
An average cow hide is approximately 6 feet long from neck to butt and 4 feet wide at the middle of the hide. It is always recommended to follow the upholsterer's COL requirements to determine the square footage required.

Within each hide natural markings will be present. Belly and neck wrinkles, healed scars, and grain variation should be expected—this is the hallmark of this natural product.

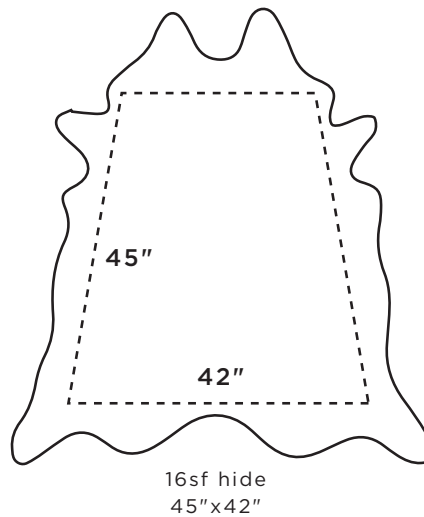
FULL HIDE
average size: 50-55sf



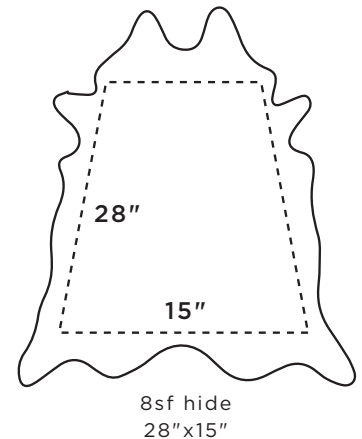
HALF HIDE
average size: 22sf



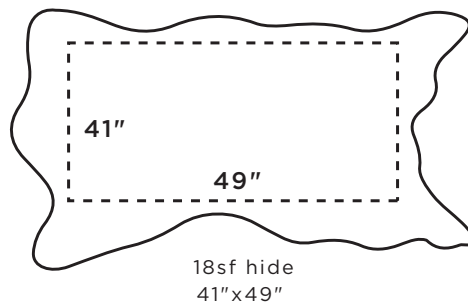
CALFSKIN
average size: 16-18sf



SHEEPSKIN
average size: 6-8sf



SHOULDER
average size: 15-20sf



DOUBLE BUTT
average size: 18-20sf

